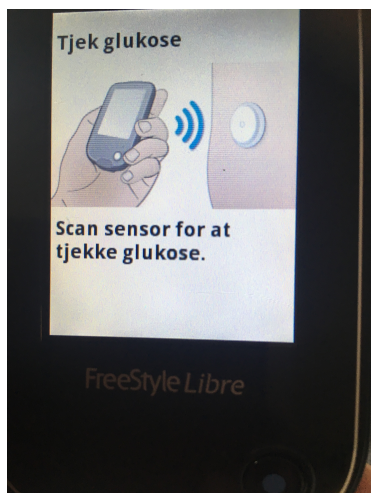
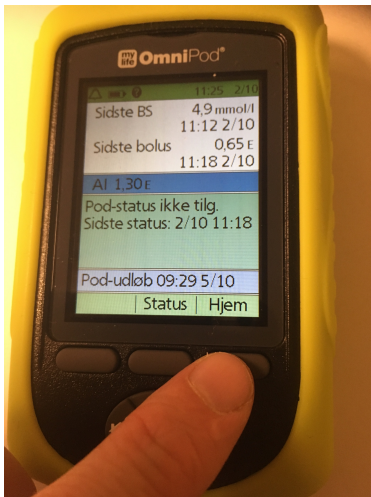


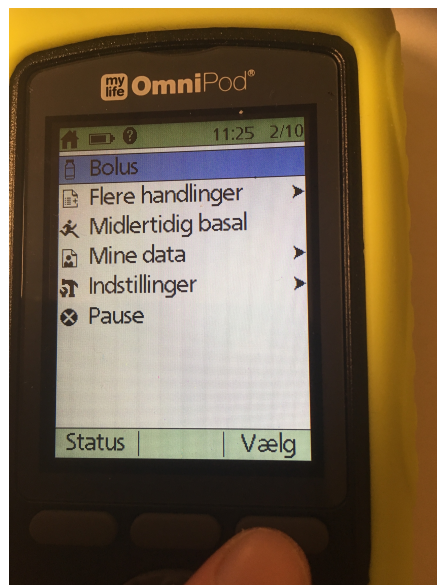
Nikoline Omnipod – Blodsuktermåling Freestyle



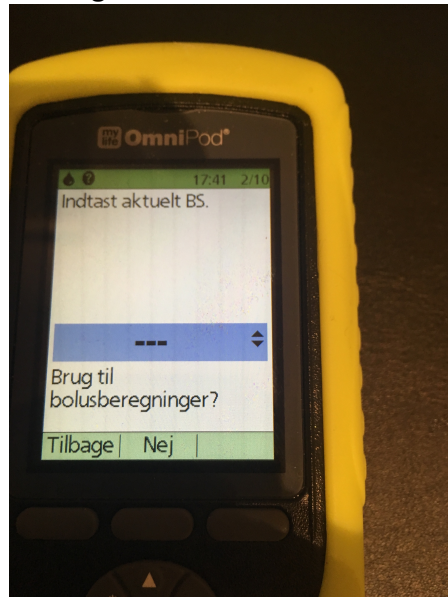
1. Mål blodsukker med Freestyle




2. Tænd PDM, gå til "Hjem"




3. Vælg "Bolus"




4. Indtast BS med brug af piletasterne



5. Tryk "Ja"



6. Forslag til dosis af bolus angives. Tryk på "Indtast"



7. Bekræft bolus "OK"



8. Bolus indgives. Der kommer ikke en bekræftelse på at bolus er indgivet.